


Sequential File Organization

This method is the easiest method for file organization. In this method, files are stored sequentially. This method can be implemented in two ways:

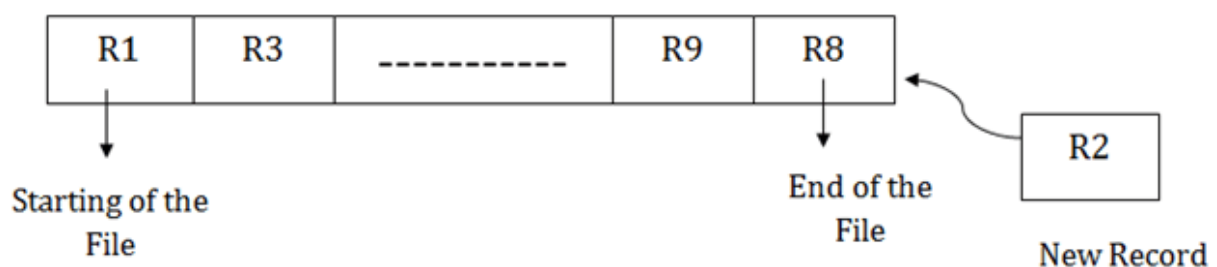
1. Pile File Method:

- It is a quite simple method. In this method, we store the record in a sequence, i.e., one after another. Here, the record will be inserted in the order in which they are inserted into tables.
- In case of updating or deleting of any record, the record will be searched in the memory blocks. When it is found, then it will be marked for deleting, and the new record is inserted.




Insertion of the new record:

Suppose we have four records R1, R3 and so on upto R9 and R8 in a sequence. Hence, records are nothing but a row in the table. Suppose we want to insert a new record R2 in the sequence, then it will be placed at the end of the file. Here, records are nothing but a row in any table.





2. Sorted File Method:

- In this method, the new record is always inserted at the file's end, and then it will sort the sequence in ascending or descending order. Sorting of records is based on any primary key or any other key.
- In the case of modification of any record, it will update the record and then sort the file, and lastly, the updated record is placed in the right place.



Insertion of the new record:

Suppose there is a pre-existing sorted sequence of four records R1, R3 and so on upto R6 and R7. Suppose a new record R2 has to be inserted in the sequence, then it will be inserted at the end of the file, and then it will sort the sequence.



Pros of sequential file organization

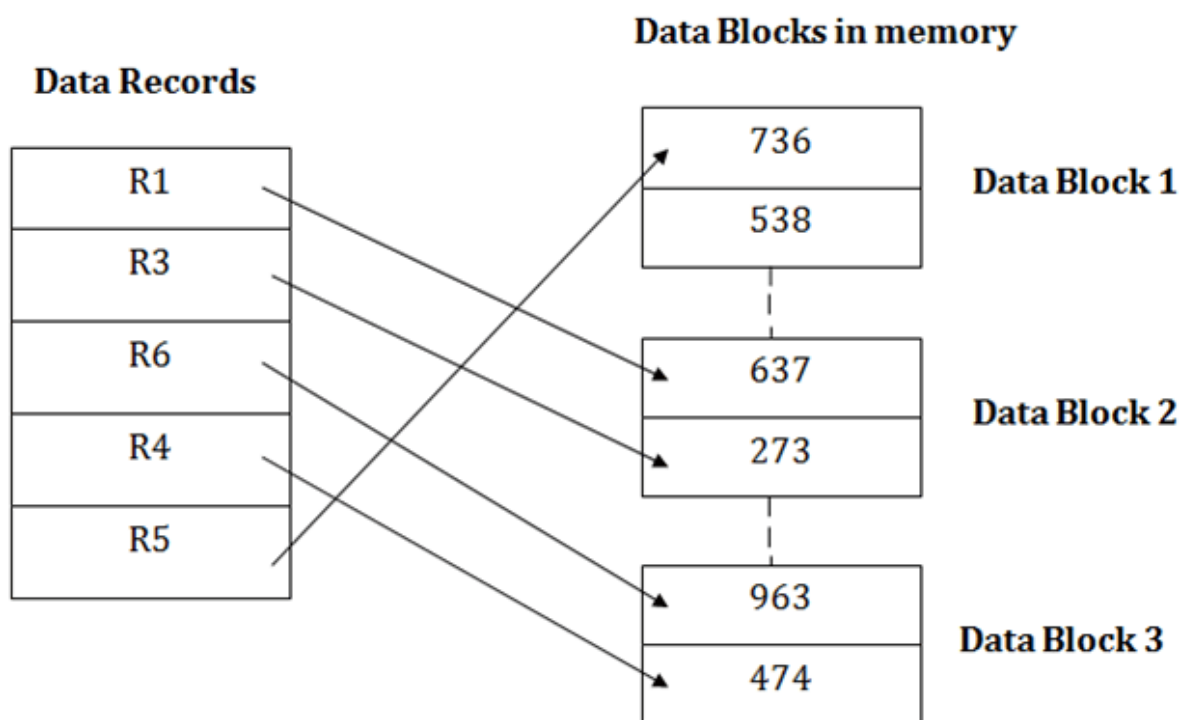
- It contains a fast and efficient method for the huge amount of data.
- In this method, files can be easily stored in cheaper storage mechanism like magnetic tapes.
- It is simple in design. It requires no much effort to store the data.
- This method is used when most of the records have to be accessed like grade calculation of a student, generating the salary slip, etc.
- This method is used for report generation or statistical calculations.

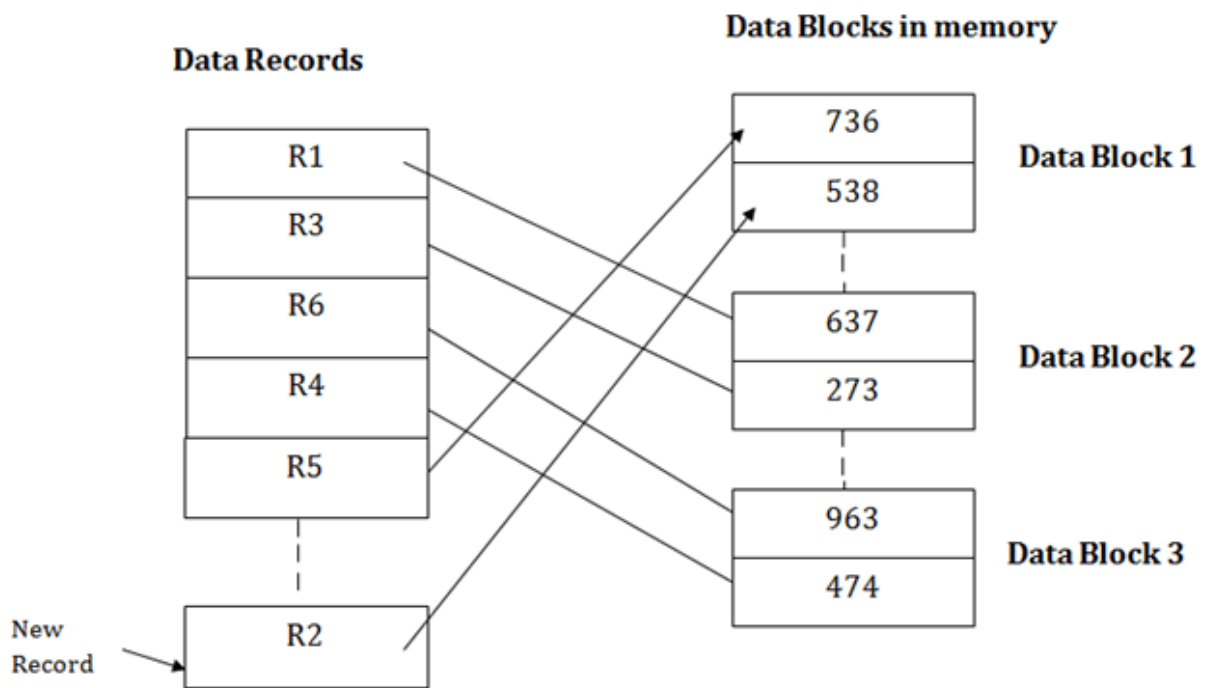
Cons of sequential file organization

- It will waste time as we cannot jump on a particular record that is required but we have to move sequentially which takes our time.
- Sorted file method takes more time and space for sorting the records.

Heap file organization

- It is the simplest and most basic type of organization. It works with data blocks. In heap file organization, the records are inserted at the file's end. When the records are inserted, it doesn't require the sorting and ordering of records.
- When the data block is full, the new record is stored in some other block. This new data block need not to be the very next data block, but it can select any data block in the memory to store new records. The heap file is also known as an unordered file.
- In the file, every record has a unique id, and every page in a file is of the same size. It is the DBMS responsibility to store and manage the new records.





If we want to search, update or delete the data in heap file organization, then we need to traverse the data from starting of the file till we get the requested record.

If the database is very large then searching, updating or deleting of record will be time-consuming because there is no sorting or ordering of records. In the heap file organization, we need to check all the data until we get the requested record.

Pros of Heap file organization

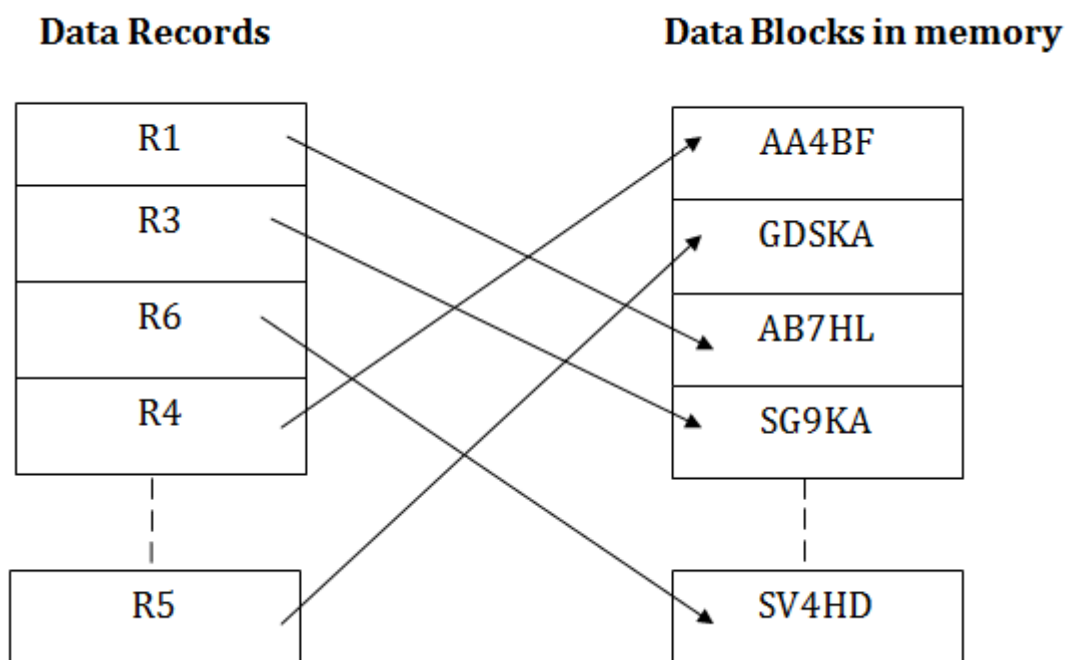
- It is a very good method of file organization for bulk insertion. If there is a large number of data which needs to load into the database at a time, then this method is best suited.
- In case of a small database, fetching and retrieving of records is faster than the sequential record.

Cons of Heap file organization

- This method is inefficient for the large database because it takes time to search or modify the record.
- This method is inefficient for large databases.

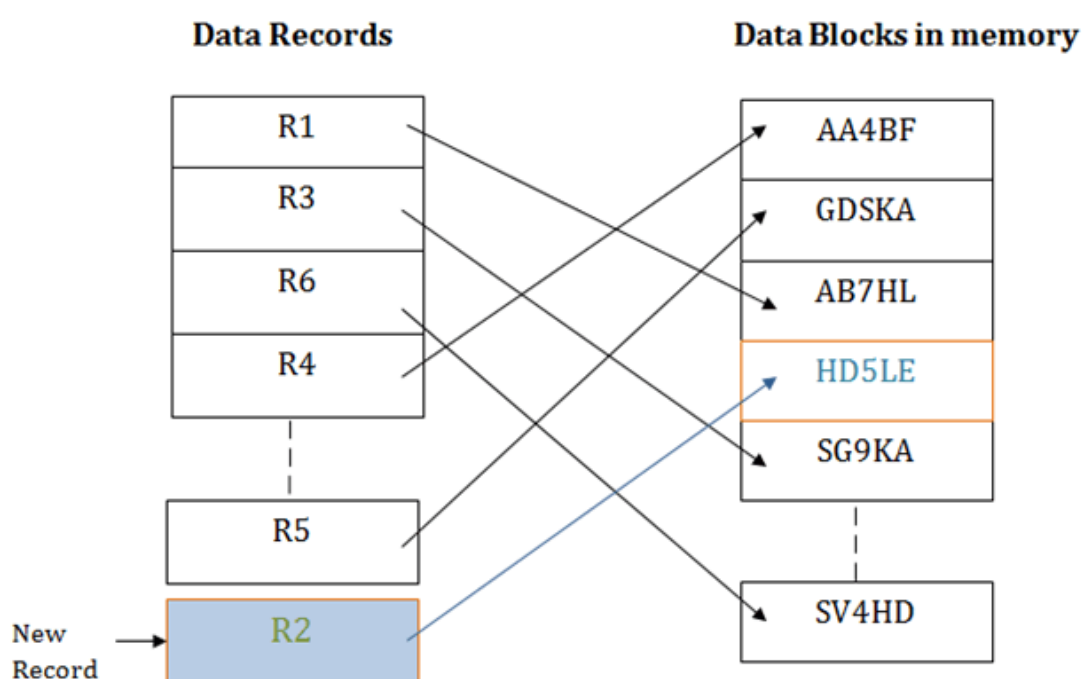
Direct or Hashed Access File Organization

Hash File Organization uses the computation of hash function on some fields of the records. The hash function's output determines the location of disk block where the records are to be placed.



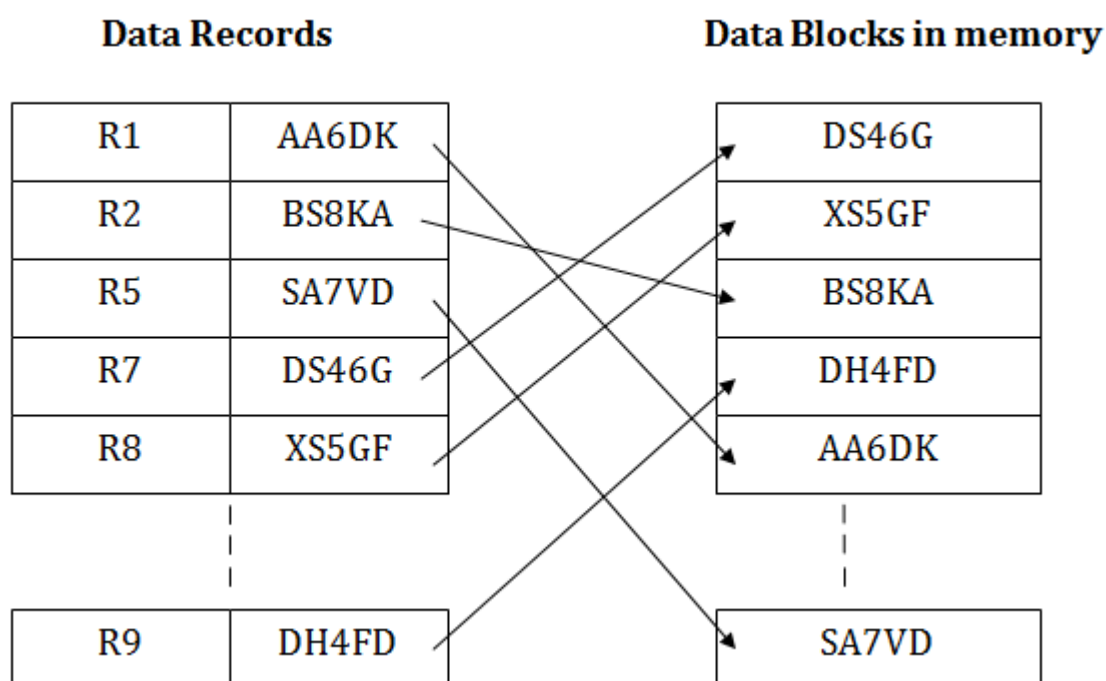
When a record has to be received using the hash key columns, then the address is generated, and the whole record is retrieved using that address. In the same way, when a new record has to be inserted, then the address is generated using the hash key and record is directly inserted. The same process is applied in the case of delete and update.

In this method, there is no effort for searching and sorting the entire file. In this method, each record will be stored randomly in the memory.



Indexed sequential access method (ISAM)

ISAM method is an advanced sequential file organization. In this method, records are stored in the file using the primary key. An index value is generated for each primary key and mapped with the record. This index contains the address of the record in the file.



If any record has to be retrieved based on its index value, then the address of the data block is fetched and the record is retrieved from the memory.

Pros of ISAM:

- In this method, each record has the address of its data block, searching a record in a huge database is quick and easy.
- This method supports range retrieval and partial retrieval of records. Since the index is based on the primary key values, we can retrieve the data for the given range of value. In the same way, the partial value can also be easily searched, i.e., the student name starting with 'JA' can be easily searched.

Cons of ISAM

- This method requires extra space in the disk to store the index value.
- When the new records are inserted, then these files have to be reconstructed to maintain the sequence.
- When the record is deleted, then the space used by it needs to be released. Otherwise, the performance of the database will slow down.